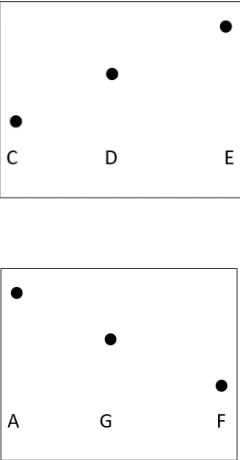






Year 1 and 2

High/Low Pitch	Dots and dashes	Crotchets and Quavers	Rhythmic notation	Dotted Rhythms and Syncopation
 <p>The first diagram shows three notes: C (low), D (middle), and E (high). The second diagram shows three notes: A (high), G (middle), and F (low).</p>	<p>two quick, short notes. ½ beat each</p>  <p>one beat note</p>  <p>Examples:</p>  <p>Cat er pil lar ice cream</p>			

Melodic notation	Modes and Scales	Graphic score
		<p data-bbox="1713 331 2190 399">Use of shapes and symbols to represent sounds or to determine the pitch</p>  <p>The graphic score section contains seven distinct symbols arranged vertically. From top to bottom: a solid horizontal line; a smooth, upward-curving arc; a wavy line with three peaks; a zigzag line with four peaks; a horizontal dotted line; a line of five small, connected spirals; and a horizontal dashed line.</p>