

## Key Vocabulary

position

over / above / top

under / below / bottom

on / in

outside / inside

in front / front / behind / back

before / after

beside / next to / opposite

apart

between / middle / centre

edge / side

corner

direction

journey

left / right / up / down

forwards / backwards / sideways

across

close / near / far

along / through

to / from / towards / away from

movement

slide / roll

turn / whole turn / half turn /  
quarter turn / three= quarter turn

## Describing movement



quarter turn



half turn



three-quarter turn




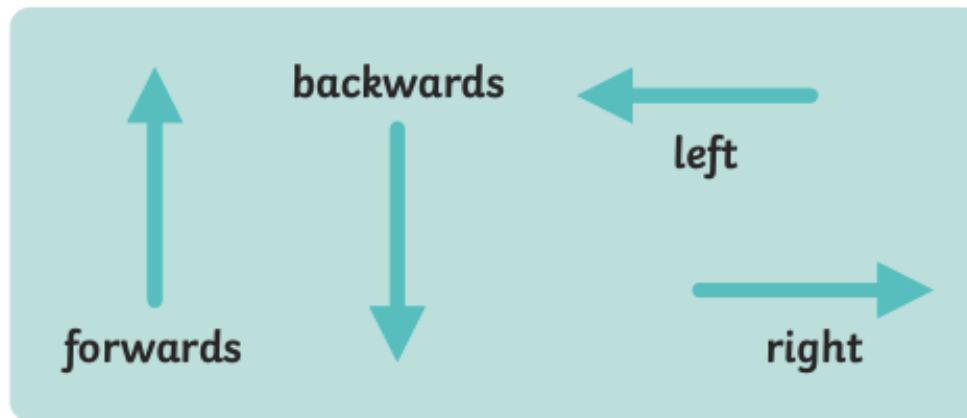
full turn



The shape has turned a three-quarter turn.



The shape has turned a half turn.




The shape has turned a whole turn.

## Describing position



The £1 coin is to the **left** of the 1p coin.  
The 50p coin is to the **right** of the 1p coin.  
The 2p coin is to the **right** of the 50p coin.

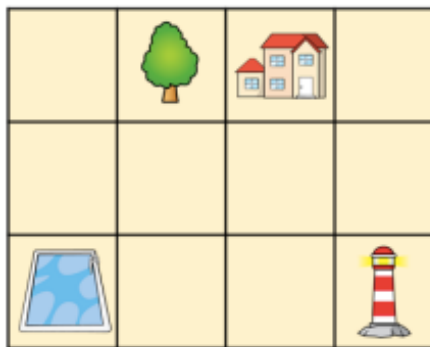
The pig is to the **left** of the hen.  
The hen is to the **right** of the pig.  
The pig is in **front** of the sheep.  
The sheep is **behind** the pig.



The duck is **below** the doll.  
The car is **above** the doll.  
The car is on the **top** shelf.  
The doll is on the **middle** shelf.  
The duck is on the **bottom** shelf.  
The doll is **between** the car and the duck.



The red rectangle is **in between** the two triangles. The large green rectangle is **underneath** all the shapes. There are two blue shapes to the **left** of the red circle.



To get from the pool to the tree. **Travel 2 squares forward, turn right and one square forward.**